

**StuderLib
StuderLibEx
StuderLibGlobal**

**TXV 00395.02
first edition
September 2016
All rights reserved**

Modifications history

Table 1.

Date	Publication	Modification description
September 2016	1	First version

Content

1 Introduction.....	4
1.1 Supported services, properties and objects.....	5
1.2 Supported models and addressing	6
1.3 Connecting the communication bus.....	8
1.4 System connection.....	8
1.5 Library overviewcautions and limits.....	9
2 Function blocks.....	11
2.1 Function block fbStuderSet1 (StuderLib).....	13
2.2 Function block fbStuderWriteData (StuderLib).....	15
2.3 Function block fbWebGUI_StuderWriteData (StuderLib).....	16
2.4 Function block fbStuderSet_Ex (StuderLibEx).....	18
2.5 Function block fbStuderWriteData_Ex (StuderLibEx).....	20
2.6 Function block fbWebGUI_StuderWriteData_Ex (StuderLibEx).....	21
3 Data types.....	23
3.1 Enumerated data types.....	24
3.2 Structure data types.....	26
4 Constants.....	29
5 Global Variables.....	29
6 Functions	30
7 Communication channel settings.....	31
7.1 Serial channel setting	31
8 Examples.....	33
8.1 Parameter definition.....	33
8.2 Studer parameters setup.....	33
8.3 Main program.....	37
8.4 Example of simple web user interface contol.....	42

1 INTRODUCTION

Library : STUDER Lib

StuderLib, StuderLibEx, StuderLiGlobal library is supplied as part of Mosaic programming. The library contains function blocks enable communication with STUDER equipment like (Xtender, Vario string, Vario track and etc) via communication module Xcom-232i supplied by Studer company.

1.1 Supported services, properties and objects

Library : STUDER Lib

To connect the STUDER equipment like (Xtender, Vario string, Vario track and etc) through RS232 interface to any central control system, STUDER company using proprietary

communication module Xcom-232i.

The communication channel CH2 (CH3, CH4) of any FOXTROT basic module connects to STUDER network through this communication module only.

The communication module Xcom-232i, equipped with a serial port RS-232, enables to be informed of the state of a system consisting of one or several Xtenders, VarioTracks or VarioStrings.

Xcom-232i allows to read all basic data and also to modify the configuration parameters.

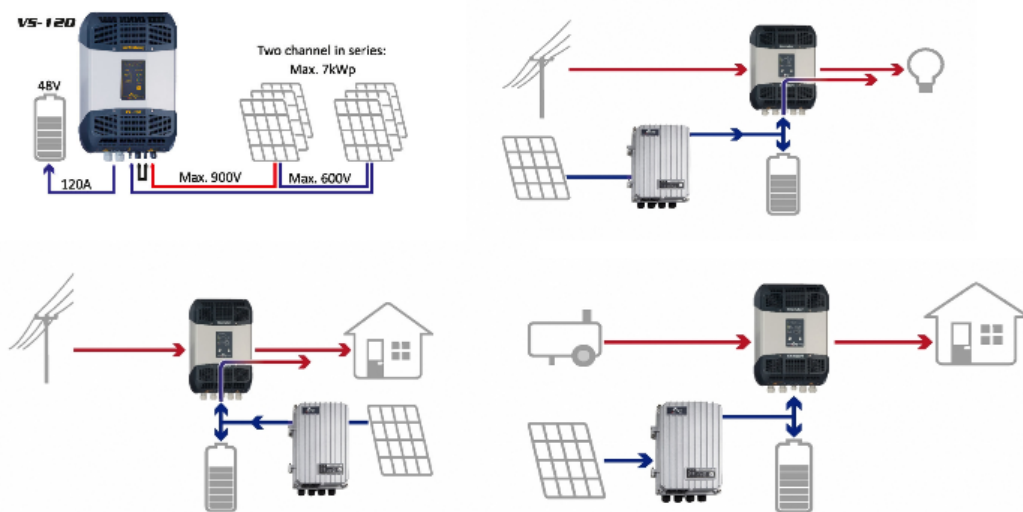


Figure 1. Examples of usage

Services:

- Read property
- Read parameters
- Write parameters

Object types:

- User info

The available user information is the same as the values that can be chosen to be displayed on the RCC. The user information is related with the inverter parameters that can be configured with the RCC. The functionalities of each parameter are described in the RCC manual. You can easily find specific parameters by using the parameter index at the end of the manual.

- Parameter
All parameters accessible from the remote control can also be modified with the protocol. The behaviour is the same as if a physical person changes the value with the remote control buttons. Currently, only changes at the level qsp are possible.

Property ID for User info

- Value

Property ID for Parameter

- Value qsp
- Min qsp
- Max qsp
- Level qsp

IMPORTANT: The change of parameters when the inverters are in operation should be done carefully. The modification of parameters can restart the corresponding algorithm inside the inverter. For example, the change of a delay can restart the timer attached to it.

1.2 Supported models and addressing

Library : STUDER Lib

Applied series and models:

- Xtender : address from 101 to 109
- BSP : address 601
- VarioTrack : address from 301 to 315
- VarioString : address from 701 to 715

IMPORTANT: STUDER Lib library supports protocol version: Date: 05.12.14, Version: V1.5.28 (R552)




Figure 2. List of supported devices

1.3 Connecting the communication bus

Library : STUDER Lib

The devices of the Xtender range are equipped with an own communication bus for data exchange, configuration and updating of the system. Connection is being made by linking the devices with the communication cables. One gets then a bus online where a link end must be activated on the devices on each end, to obtain the configuration of the Figure 3.

Each device is equipped with a switch offering to choose between open "O" and terminated "T". The devices at the end of the line must be set on "T". The others, receiving two communication cables, must be set on "O".

NOTE:By default, the termination is not activated on each product of Studer Innotec SA .

IMPORTANT: A wrong setting of the link ends can lead to an erratic running of the installation or impede its updating.

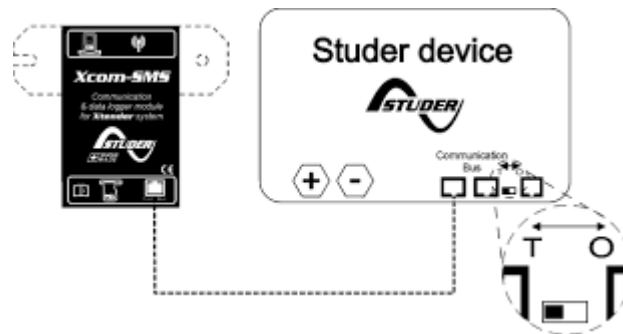


Figure 3. Connection between communication module Xcom-232

1.4 System connection

Library : STUDER Lib

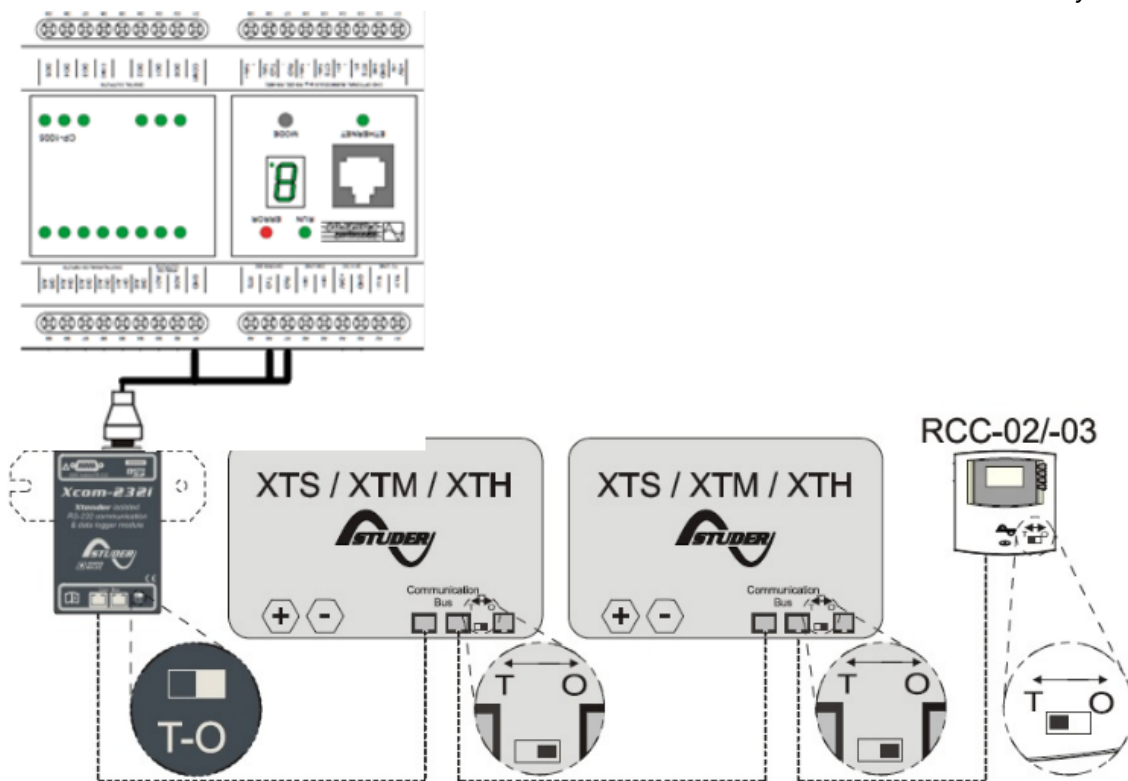


Figure 4. Hardware interconnection between Foxtrot and Studer network

1.5 Library overviewcautions and limits

Library : *STUDER Lib*

Studer Library consist of two independent libraries like StuderLib and StuderLibEx and one depended StuderLibGlobal. StuderLibGlobal contains common functions and data structures for both libraries tuderLib and StuderLibEx. StuderLibGlobal library adds to project automatically when one of two libraries is added to project by Mosaic IDE user.

IMPORTANT: Please don't use StuderLibGlobal functions of functional block in your applications

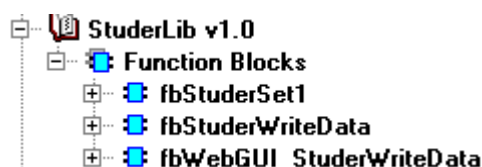


Figure 5. Overview of StuderLib library in Mosaic IDE

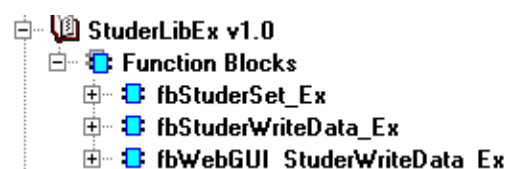


Figure 6. Overview of StuderLibEx library in Mosaic IDE

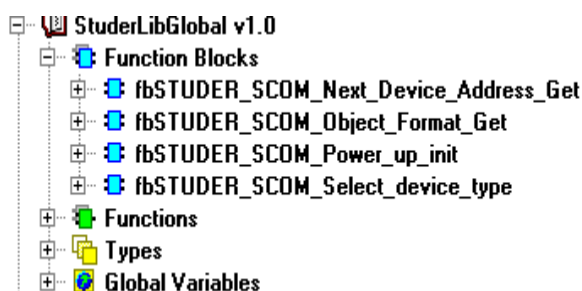


Figure 7. Overview of StuderLibGlobal library in Mosaic IDE

CAUTION!

Please don't use both libraries StuderLib and StuderLibEx at the same project, it can be cause of data structure collitions and compilation errors.

CAUTION!

If required to use StuderLib library functions in the PLC application program, you have to add this library to your project. Along with the library in the project StureLib automatically added following libraries ComLib, StdLib, SysLib because StuderLib uses some functions from these libraries. The library is supplied as part of the installation of the Mosaic version v2016.1.

CAUTION!

Library StuderLib requires preprogrammed PLC application profile

TXF 689 17 AP STUDERLIB_LICENCE . This profile is not a standard PLC and must be ordered separately to each PLC. Without this profile, the library operates only for a limited period of time (4 hours for testing and debugging purposes). Then block stops communication and returns back profile error indication. To renew library operation required to switch off PLC and restart (again, for a limited time) or after programming application profile TXF 689 17 (no time limit).

StuderLib library is not supported on systems with TC-650 for the system TC700 library is not compatible with the processor modules CP-7002, CP-7003 and CP-7005.

StuderLib library functions are supported in the central units of series K and L (TC700 CP-7000, CP-7004 and CP-7007, all variants of Foxtrot) from version v4.6.

2 FUNCTION BLOCKS

Library : STUDER Lib

STUDER Lib library is supplied as part of Mosaic programming environment. The library contains functions and function block provides the ability to control STUDER networks that are connected to the PLC serial channel through RS232 interface.

IMPORTANT! The major difference between two libraries is write data process to parameters of Studer devices.

- StuderLib operates with group parameters of same type devices.
- StuderLibEx operates with single parameter of selected device

For instance: In your project Studer network consist of 3 eXtenders with addresses 301,301,302.

a. To change value of parameter „Battery charge current“, through fbStuderWriteData from user program, required to define address of parameter '1138' and set value to real variable. Main functional block fbStuderSet1 will stop read process and will send new value to all devices (301,302,303) automatically. After write process will be finished, read endless cycle will be restarted.

NOTE: Write cycle takes at least 2 seconds per parameter. During write process new write command will be denied.

- **Advantages**-Do not need to care how many devices connected to network.
- **Disadvantages** - can't be control each device separately.

b. To change value of parameter „Battery charge current“, through fbStuderWriteData_Ex from user program, required to define address of parameter, adress of device connected to network, set value.

IMPORTANT: If selected parameter address is not supported by device, write command will be denied and deleted.

- **Advantages**-each device controls separately. Special feature for advanced Studer network driving.
- **Disadvantages** - More deeply knowledge of Studer protocol structure and broadcasting to each device separately.

Table 2. Functions of StuderLib library

Function block	Description
<i>fbStuderSet1</i>	Communication with STUDER network
<i>fbStuderWriteData</i>	Write property values of object to all defined parameters of same type
<i>fbWebGUI_StuderWriteData</i>	Web UI for manual write property values.

Table 3. Functions of StuderLibEx library

Function block	Description
<i>fbStuderSet_Ex</i>	Communication with STUDER network
<i>fbStuderWriteData_Ex</i>	Write property values of object (type parameters)
<i>fbWebGUI_StuderWriteData_Ex</i>	Web UI for manual write property values.

2.1 Function block fbStuderSet1 (StuderLib)

Library : STUDER Lib



Figure 8. Structure of FB fbStuderSet1 (StuderLib)

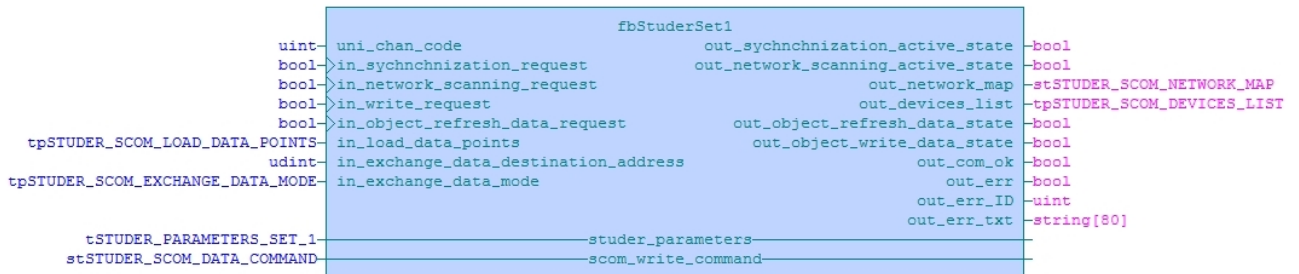






















Figure 9. Representation of FB fbStuderSet1 (StuderLib) in CFC language

Table 4. fbStuderSet1 Variable descriptions:

	<i>Variable</i>	<i>Type</i>	<i>Description</i>
VAR_INPUT			
	<i>uni_chan_code</i>	uint	Code of channel used for communication (see comLib)
	<i>in_sychnchnization_request</i>	bool R_EDGE	Request to synchronize all parameters by user defined parameters in in_out struct „ <i>studer_parameters</i> “
	<i>in_network_scanning_request</i>	bool R_EDGE	Request to start Studer network scanning
	<i>in_write_request</i>	bool R_EDGE	Request to write data to parameter according in_out „ <i>scom_write_command</i> “ structure.
	<i>in_object_refresh_data_request</i>	bool R_EDGE	Request to refresh object property values
	<i>in_polling_tmers</i>	struct	Structure contains presets of system timers and delays
	<i>in_exchange_data_destination_address</i>	udint	Destination address of device to read object property values in manual mode (<i>in_exchange_data_mode</i> = <i>STUDER_SCOM_EXCHANGE_DATA_MODE_MANUAL</i>)
	<i>in_exchange_data_mode</i>	enum	Mode of exchange data of object property values
VAR_OUTPUT			
	<i>out_sychnchnization_active_state</i>	bool	Synchronization process state of all defined parameters in in_out struct „ <i>studer_parameters</i> “
	<i>out_network_scanning_active_state</i>	bool	Scanning process state of studer network, results saved in „ <i>out_network_map</i> “ and „ <i>out_devices_list</i> “ when process finished.
	<i>out_network_map</i>	struct	Structure contains count of all connected devices to Studer network
	<i>out_devices_list</i>	array struct	Structure contains connection state of all devices per address
	<i>out_object_refresh_data_state</i>	bool	State of refresh parameter values process
	<i>out_object_write_data_state</i>	enum	State of write data process
	<i>out_com_ok</i>	bool	Communication state {true-OK, false-faulty}
	<i>out_err</i>	bool	Error flag {true-error occured, false-no error}
	<i>out_err_ID</i>	uint	Number of error
	<i>out_err_txt</i>	string	Description of error
VAR_IN_OUT			
	<i>studer_parameters</i>	array struct	Array contains instance of user defined parameters
	<i>scom_write_command</i>	struct	Struct contains full information to write object property values

2.2 Function block fbStuderWriteData (StuderLib)

Library : STUDER Lib

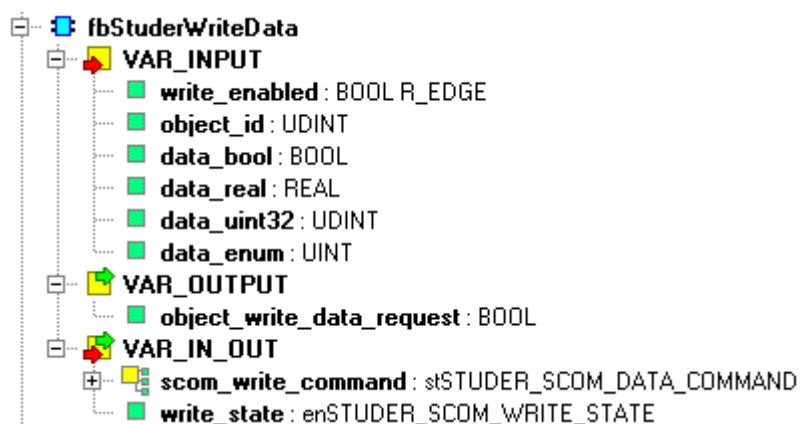


Figure 10. Structure of FB fbStuderWriteData (StuderLib)

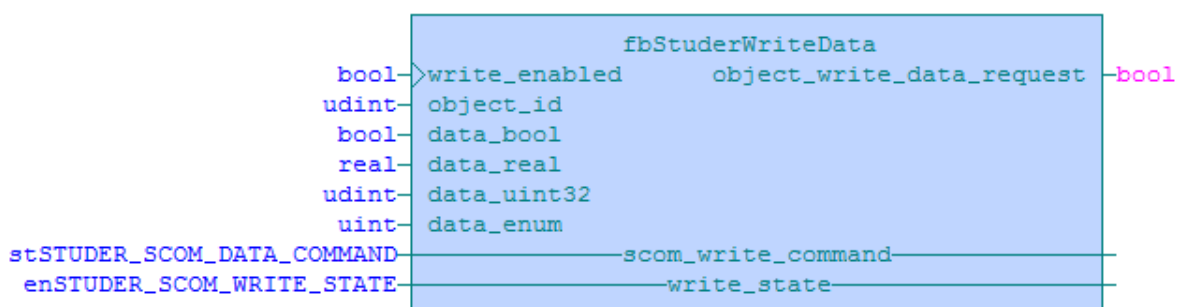


Figure 11. Representation of FB bStuderWriteData (StuderLib) in CFC language

Table 5. fbStuderWriteData Variable description:

	<i>Variable</i>	<i>Type</i>	<i>Description</i>
VAR_INPUT			
	<i>write_enabled</i>	bool R_EDGE	User application write data request
	<i>object_id</i>	udint	Object adress
	<i>data_bool</i>	bool	Object property type „bool“
	<i>data_real</i>	real	Object property type „real“
	<i>data_uint32</i>	udint	Object property type „uint32“
	<i>data_enum</i>	uint	Object property type „enum“
VAR_OUTPUT			
	<i>object_write_data_request</i>	bool	Variable indicates write object property values request.
VAR_IN_OUT			
	<i>scom_write_command</i>	struct	Struct contains full information to write object property values
	<i>object_write_data_state</i>	enum	State of write process.

2.3 Function block fbWebGUI_StuderWriteData (StuderLib)

Library : STUDER Lib

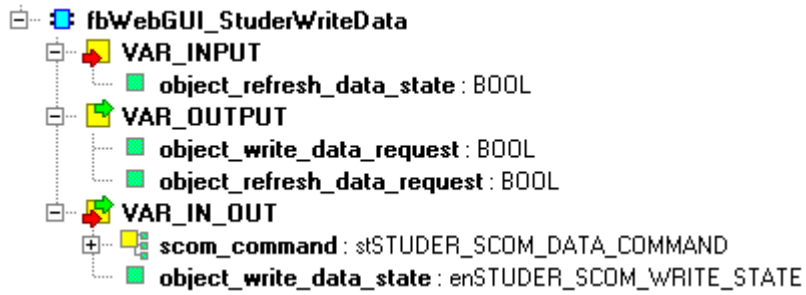


Figure 12. Structure of FB fbWebGUI_StuderWriteData (StuderLib)

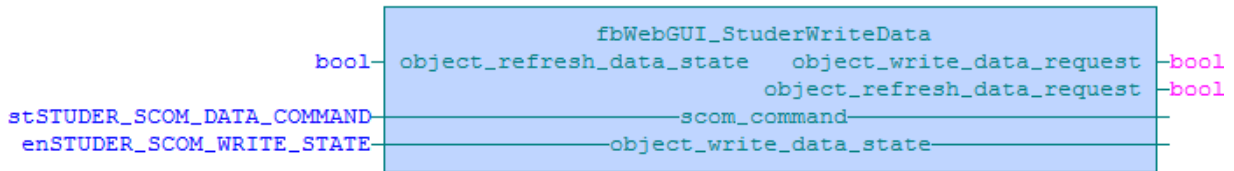


Figure 13. Representation of FB bStuderWriteData (StuderLib) in CFC language

Table 6. fbWebGUI_StuderWriteData Variable description:

	<i>Variable</i>	<i>Type</i>	<i>Description</i>
VAR_INPUT			
	object_refresh_data_state	bool	State of last user manual command to read property values of selected object (true- in process, false-finished)
VAR_OUTPUT			
	object_write_data_request	bool	Variable indicates write object property values request.
	object_refresh_data_request	bool	User manual command to read property values of selected object
VAR_IN_OUT			
	scom_command	struct	Struct contains full information to write object property values
	object_write_data_state	enum	State of write process.

2.4 Function block fbStuderSet_Ex (StuderLibEx)

Library : STUDER Lib

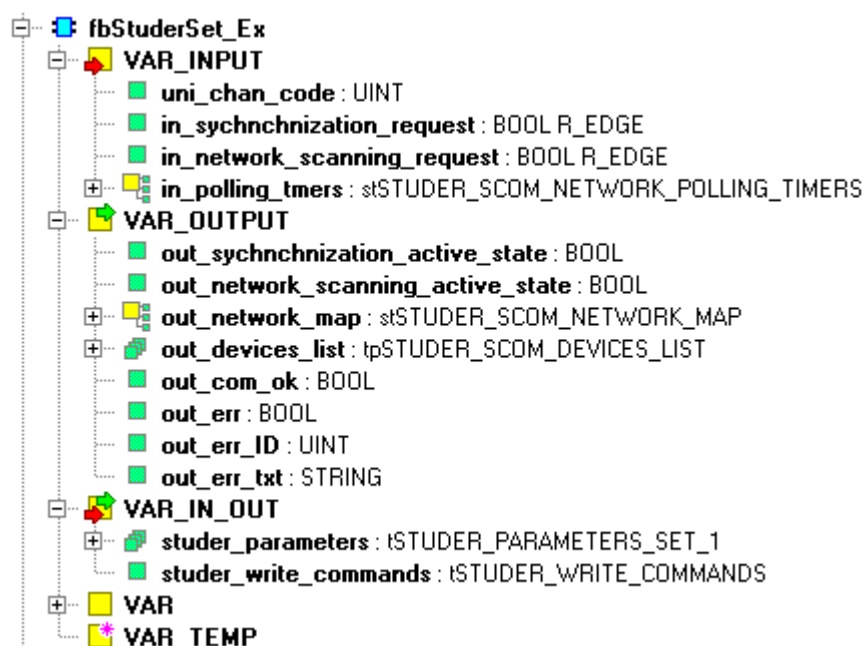


Figure 14. Structure of FB fbWebGUI_StuderWriteData (StuderLib)

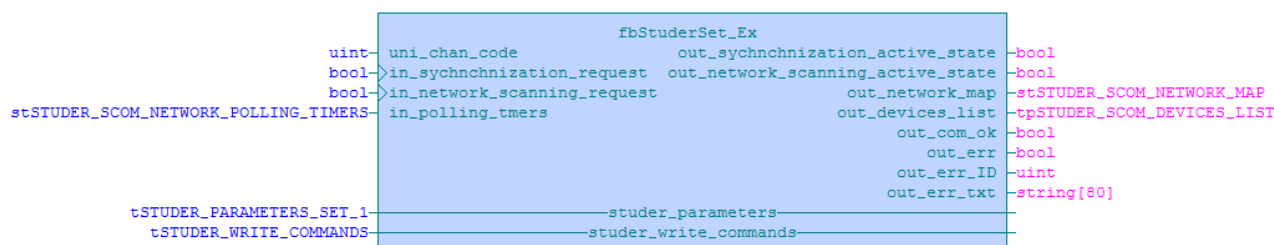


Figure 15. Representation of FB fbStuderSet_Ex (StuderLibEx) in CFC language

Table 7. fbStuderSet_Ex Variable descriptions:

	Variable	Type	Description
VAR_INPUT			
	uni_chan_code	uint	Code of channel used for communication (see comLib)
	in_sychnchnization_request	bool R_EDGE	Request to synchronize all parameters by user defined parameters in in_out struct „studer_parameters“
	in_network_scanning_request	bool R_EDGE	Request to start Studer network scanning
	in_polling_tmers	struct	Structure contains presets of system timers and delays
VAR_OUTPUT			
	out_sychnchnization_active_state	bool	Synchronization process state of all defined parameters in

	<i>Variable</i>	<i>Type</i>	<i>Description</i>
			in_out struct „ <i>studer_parameters</i> “
➡	<i>out_network_scanning_active_state</i>	bool	Scanning process state of studer network, results saved in „ <i>out_network_map</i> “ and „ <i>out_devices_list</i> “ when process finished.
➡	<i>out_network_map</i>	struct	Structure contains count of all connected devices to Studer network
➡	<i>out_devices_list</i>	array struct	Structure contains connection state of all devices per address
➡	<i>out_com_ok</i>	bool	Communication state {true-OK, false-faulty}
➡	<i>out_err</i>	bool	Error flag {true-error occurred, false-no error}
➡	<i>out_err_ID</i>	uint	Number of error
➡	<i>out_err_txt</i>	string	Description of error
VAR_IN_OUT			
➡	<i>studer_parameters</i>	array struct	Array contains instance of user defined parameters
➡	<i>scom_write_command</i>	struct	Struct contains full information to write object property values

2.5 Function block fbStuderWriteData_Ex (StuderLibEx)

Library : STUDER Lib

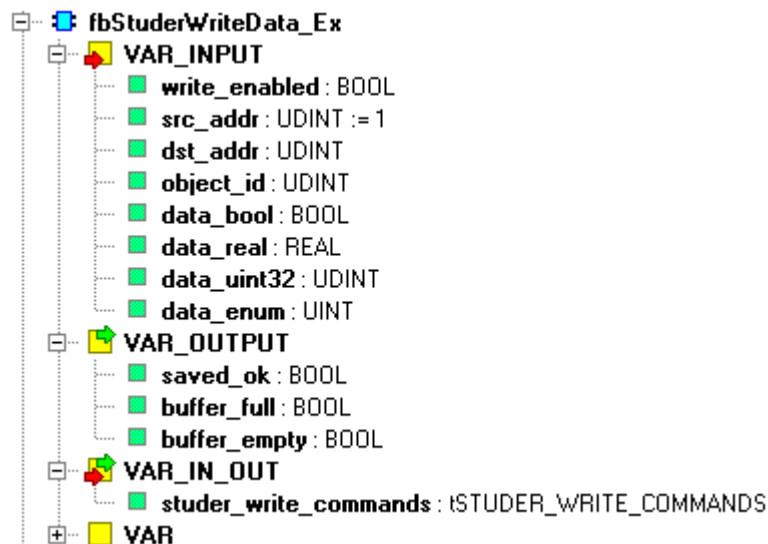


Figure 16. Structure of FB fbWebGUI_StuderWriteData_Ex (StuderLibEx)

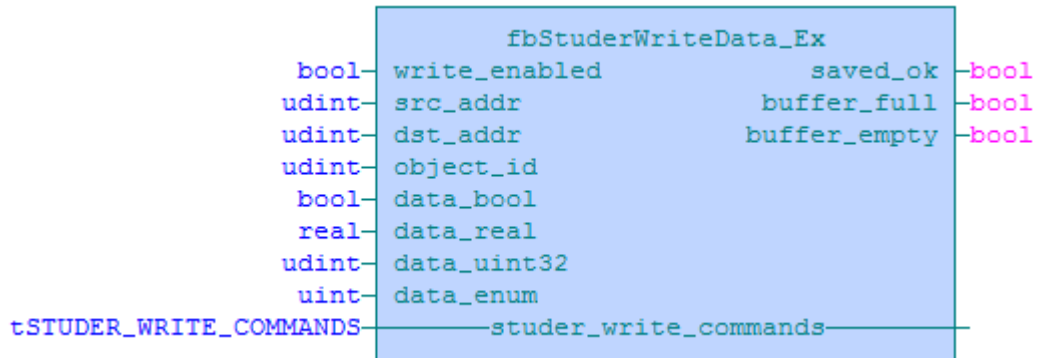


Figure 17. Representation of FB bStuderWriteData_Ex (StuderLibEx) in CFC language

Table 8. fbWebGUI_StuderWriteData_Ex Variable description:

	<i>Variable</i>	<i>Type</i>	<i>Description</i>
VAR_INPUT			
	<i>write_enabled</i>	bool	Request to save new write command record to FIFO buffer
	<i>src_addr</i>	udint	Source address, by default is 1 (Foxtrot address)
	<i>dst_addr</i>	udint	Destination address, address of Studer device
	<i>object_id</i>	udint	Object ID, address of Studer parameter
	<i>data_bool</i>	bool	Boolean value of Studer parameter
	<i>data_real</i>	real	Real value of Studer parameter
	<i>data_uint32</i>	udint	UINT32 value of Studer parameter
	<i>data_enum</i>	uint	Enumerated value of Studer parameter
VAR_OUTPUT			
	<i>saved_ok</i>	bool	New command saved in FIFO buffer
	<i>buffer_full</i>	bool	New command record rejected, FIFO buffer is full.
	<i>buffer_empty</i>	bool	Write command FIFO buffer is empty
VAR_IN_OUT			
	<i>scom_commands</i>	struct	Struct contains full information to write object property values

2.6 Function block fbWebGUI_StuderWriteData_Ex (StuderLibEx)

Library : STUDER Lib

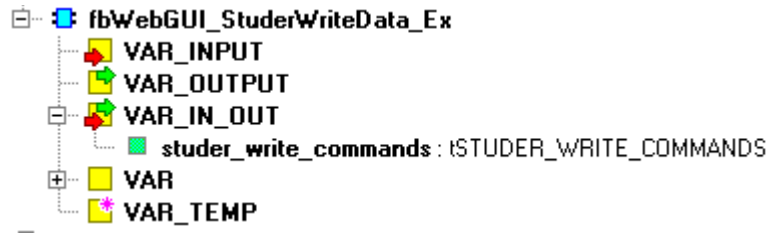


Figure 18. Structure of FB fbWebGUI_StuderWriteData_Ex (StuderLibEx)

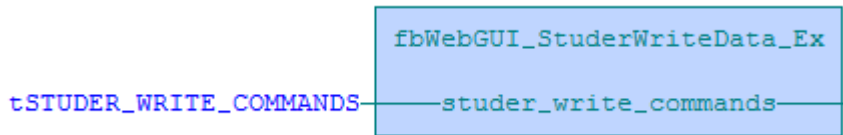


Figure 19. Representation of FB bStuderWriteData (StuderLib) in CFC language

Table 9. fbWebGUI_StuderWriteData_Ex Variable description:

	<i>Variable</i>	<i>Type</i>	<i>Description</i>
VAR_INPUT			
VAR_OUTPUT			
VAR_IN_OUT			
	scm_commands	struct	Struct contains full information to write object property values

3 DATA TYPES

Library : STUDER Lib

Libraries StuderLib and StuderLibEx, haven't data types.

Library StuderLibGlobal have data types defined shared following types of variables for both StuderLib and StuderLibEx libraries:

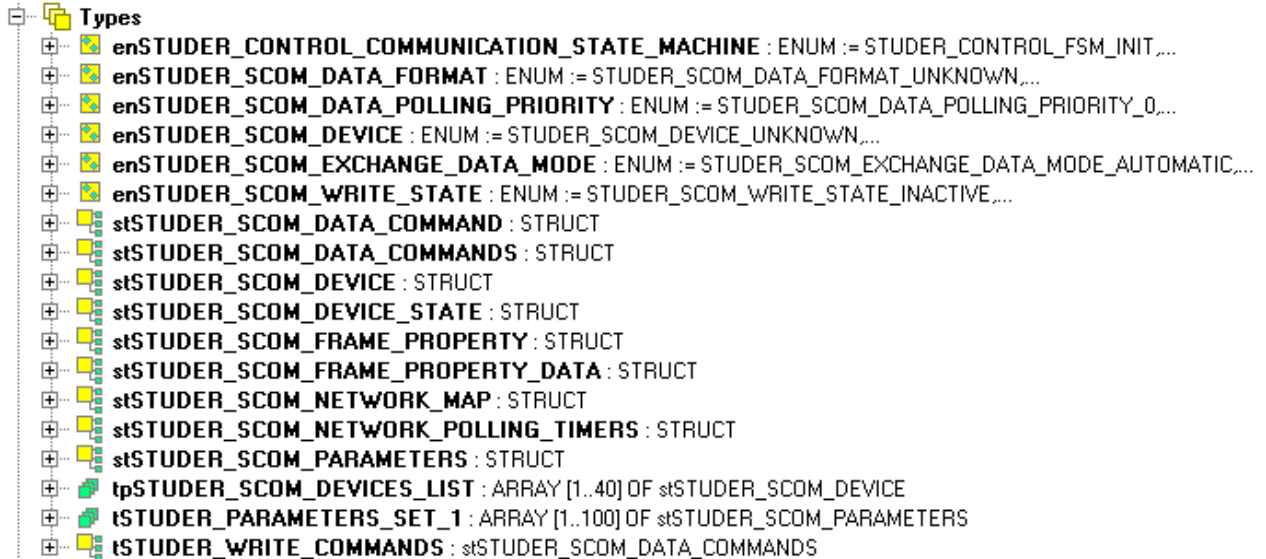


Figure 20. List of shared data types implemented in StuderLibGlobal

Table 10. Description of data types

Name	Type	Description
enSTUDER_CONTROL_COMMUNICATION_STATE_MACHINE	enum	Not applicable for user program, used for internal system implementation
enSTUDER_SCOM_DATA_FORMAT	enum	Type of parameter data format
enSTUDER_SCOM_DATA_POLLING_PRIORITY	enum	Polling to data priority during endless loop read process
enSTUDER_SCOM_DEVICE	enum	Type of Studer equipment
enSTUDER_SCOM_EXCHANGE_DATA_MODE	enum	Write command operation mode (Automatic or manual)
enSTUDER_SCOM_WRITE_STATE	enum	Not applicable for user program, used for internal system implementation
stSTUDER_SCOM_DATA_COMMAND	struct	Structure used to write data to Studer parameters.
stSTUDER_SCOM_DATA_COMMANDS	struct	Not applicable for user program, used for internal system implementation
stSTUDER_SCOM_DEVICE	struct	Structure contains instance of „stSTUDER_SCOM_DEVICE_STATE“ structure
stSTUDER_SCOM_DEVICE_STATE	struct	Structure contains indication of Studer device states
stSTUDER_SCOM_FRAME_PROPERTY	struct	Structure contains presets and data values of Studer parameter
stSTUDER_SCOM_FRAME_PROPERTY_DATA	struct	Structure contains data value per each type parameters

<i>stSTUDER_SCOM_NETWORK_MAP</i>	struct	Structure contains count of connected Studer devices to network.
<i>stSTUDER_SCOM_NETWORK_POLLING_TIMERS</i>	struct	Structure contains different type of timers for polling to data endless loop.
<i>stSTUDER_SCOM_PARAMETERS</i>	struct	Structure contains Studer parameters defined from user program.
<i>tpSTUDER_SCOM_DEVICES_LIST</i>	array of structs	Array of „stSTUDER_SCOM_DEVICE_STATE“ structures.
<i>tSTUDER_PARAMETERS_SET_1</i>	array of structs	Array of „stSTUDER_SCOM_PARAMETERS“ structures
<i>tSTUDER_WRITE_COMMANDS</i>	array of structs	<i>Not applicable for user program, used for internal system implementation</i>

3.1 Enumerated data types

Library : STUDER Lib

Following enumerated data types are defined in StuderLibGlobal and shared for both StuderLib and StuderLibEx libraries

Table 11. List of enumerated variables.

<i>Variable</i>	<i>Description</i>
<i>enSTUDER_SCOM_DATA_FORMAT</i>	STUDER_SCOM_DATA_FORMAT_UNKNOWN STUDER_SCOM_DATA_FORMAT_BOOL STUDER_SCOM_DATA_FORMAT_ENUM STUDER_SCOM_DATA_FORMAT_UINT16 STUDER_SCOM_DATA_FORMAT_UINT32 STUDER_SCOM_DATA_FORMAT_FLOAT
<i>enSTUDER_SCOM_DATA_POLLING_PRIORITY</i>	STUDER_SCOM_DATA_POLLING_PRIORITY_0, STUDER_SCOM_DATA_POLLING_PRIORITY_1, STUDER_SCOM_DATA_POLLING_PRIORITY_2, STUDER_SCOM_DATA_POLLING_PRIORITY_3, STUDER_SCOM_DATA_POLLING_PRIORITY_4, STUDER_SCOM_DATA_POLLING_PRIORITY_5
<i>enSTUDER_SCOM_DEVICE</i>	STUDER_SCOM_DEVICE_UNKNOWN STUDER_SCOM_DEVICE_XTENDER STUDER_SCOM_DEVICE_BSP STUDER_SCOM_DEVICE_VARIO_TRACK STUDER_SCOM_DEVICE_VARIO_STRING STUDER_SCOM_DEVICE_XCOM_232I
<i>enSTUDER_SCOM_EXCHANGE_DATA_MODE</i>	STUDER_SCOM_EXCHANGE_DATA_MODE_AUTOMATIC STUDER_SCOM_EXCHANGE_DATA_MODE_MANUAL

3.2 Structure data types

Library : STUDER Lib

Following „structure“ data types are defined in StuderLibGlobal and shared for both StuderLib and StuderLibEx libraries

Table 12. stSTUDER_SCOM_DATA_COMMAND structure

<i>Variable</i>	<i>Type</i>	<i>Description</i>
dst_addr	udint	Sestination address of this command (Studer device address)
frame_property	struct	Presets and settings of specific object, property of object and value

Table 13. stSTUDER_SCOM_DEVICE structure

<i>Variable</i>	<i>Type</i>	<i>Description</i>
state	struct	Structure contains indication of Studer device states

Table 14. stSTUDER_SCOM_DEVICE_STATE structure

<i>Variable</i>	<i>Type</i>	<i>Description</i>
connection	bool	State of Studer device connection.(true-connected,false-disconnected)
device_type	enum	Studer device type. See „enSTUDER_SCOM_DEVICE“.
dst_addr	udint	Network address of Studer device.

Table 15. stSTUDER_SCOM_FRAME_PROPERTY structure

<i>Variable</i>	<i>Type</i>	<i>Description</i>
object_id	udint	Identifier of the object in is type
value	struct	See „stSTUDER_SCOM_FRAME_PROPERTY_DATA“
value_min	struct	See „stSTUDER_SCOM_FRAME_PROPERTY_DATA“ (read only)
value_max	struct	See „stSTUDER_SCOM_FRAME_PROPERTY_DATA“ (read only)

Note: „value_min“ and „value_max“ are read only.

Table 16. stSTUDER_SCOM_FRAME_PROPERTY_DATA structure

<i>Variable</i>	<i>Type</i>	<i>Description</i>
data_bool	bool	Parameter data value type „bool“
data_float	real	Parameter data value type „float“
data_uint32	udint	Parameter data value type „uint32“
data_enum	uint	Parameter data value type „enum“

Table 17. stSTUDER_SCOM_NETWORK_MAP structure

<i>Variable</i>	<i>Type</i>	<i>Description</i>
xtender_count	usint	Count of connected devices type „Xtender“
bsp_count	usint	Count of connected devices type „BSP“
vario_track_count	usint	Count of connected devices type „Vario track“
vario_string	usint	Count of connected devices type „Vario string“

Table 18. stSTUDER_SCOM_NETWORK_POLLING_TIMERS structure

<i>Variable</i>	<i>Type</i>	<i>Description</i>	<i>Default value</i>
polling_time_synchronization	time	Polling time delay for data synchronization process	0.3s
polling_time_network_scanning	time	Polling time delay for data scanning process	0.3s
polling_time_object_write	time	Time delay to start write process	2.0s
polling_time_object_refresh	time	Time delay to start refresh process	0.9s
polling_time_priority_1	time	Polling time delay for read data process priority 1	0.3s
polling_time_priority_2	time	Polling time delay for read data process priority 2	5m00s
polling_time_priority_3	time	Polling time delay for read data process priority 3	15m
polling_time_priority_4	time	Polling time delay for read data process priority 4	1h
polling_time_priority_5	time	Polling time delay for read data process priority 5	23h59m
write_responce_timeout_time	time	Responce time out from Studer device on write command	0.5s
read_responce_timeout_time	time	Responce time out from Studer device on read command	0.07s

Table 19. *stSTUDER_SCOM_PARAMETERS* structure

<i>Variable</i>	<i>Type</i>	<i>Description</i>
enabled		Status of defined parameter.
dst_addr		Destination address of Studer device
object_type	uint	STUDER_SCOM_OBJECT_TYPE_USER_INFO STUDER_SCOM_OBJECT_TYPE_PARAMETER
object_id	udint	Object address
property_id	uint	Identifier of the property we want to access for this particular object Always must be „1“
value	struct	See „stSTUDER_SCOM_FRAME_PROPERTY_DATA“
value_format	enum	See „enSTUDER_SCOM_DATA_FORMAT“
last_error	uint	Last command error code
polling_priority	enum	See „enSTUDER_SCOM_DATA_POLLING_PRIORITY“
value_sychrinized	bool	Variable indicates synchronization staus of parameter
last_update	dt	Last update date and time

4 CONSTANTS

Library : STUDER Lib

Libraryies StuderLib and StuderLibEx, haven't constants.

Library StuderLibGlobal have defines shared following constants of variables for both StuderLib and StuderLibEx libraryies:

Table 20. List of constants

Symbolic name	Type	Value	Description
<i>STUDER_SCOM_DEVICE_MAX_COUNTER</i>	usint	25	Maximum number of possible connected Studer devices to network
<i>STUDER_SCOM_ERROR_CODE_APPLICATION_PROFILE_IS_MISSING</i>	uint	200	Error code of application profile is missing.
<i>STUDER_SCOM_OBJECT_TYPE_USER_INFO</i>	uint	1	Type of Studer protocol object
<i>STUDER_SCOM_OBJECT_TYPE_PARAMETER</i>	uint	2	Type of Studer protocol object
<i>STUDER_SCOM_REGISTERS_MAP_MAX_SIZE</i>	uint	676	Maximum number of supported Studer objects.
<i>STUDER_SCOM_SET_1_PARAMETER_MAX_COUNTER</i>	uint	100	The maximum number of parameters that the user can define

5 GLOBAL VARIABLES

Library : STUDER Lib

Libraryies StuderLib, StuderLibEx, StuderLibGlobal haven't global variables.

6 FUNCTIONS

Library : STUDER Lib

Libraryies StuderLib, StuderLibEx, StuderLibGlobal haven't accessible functions.

7 COMMUNICATION CHANNEL SETTINGS

Library : STUDER Lib

STUDER Library require channels set to UNI mode. This setting can be made in the project manager.

7.1 Serial channel setting

Library : STUDER Lib

NOTE: Following global declaration applied for both StuderLib, StuderLibEx libraries.

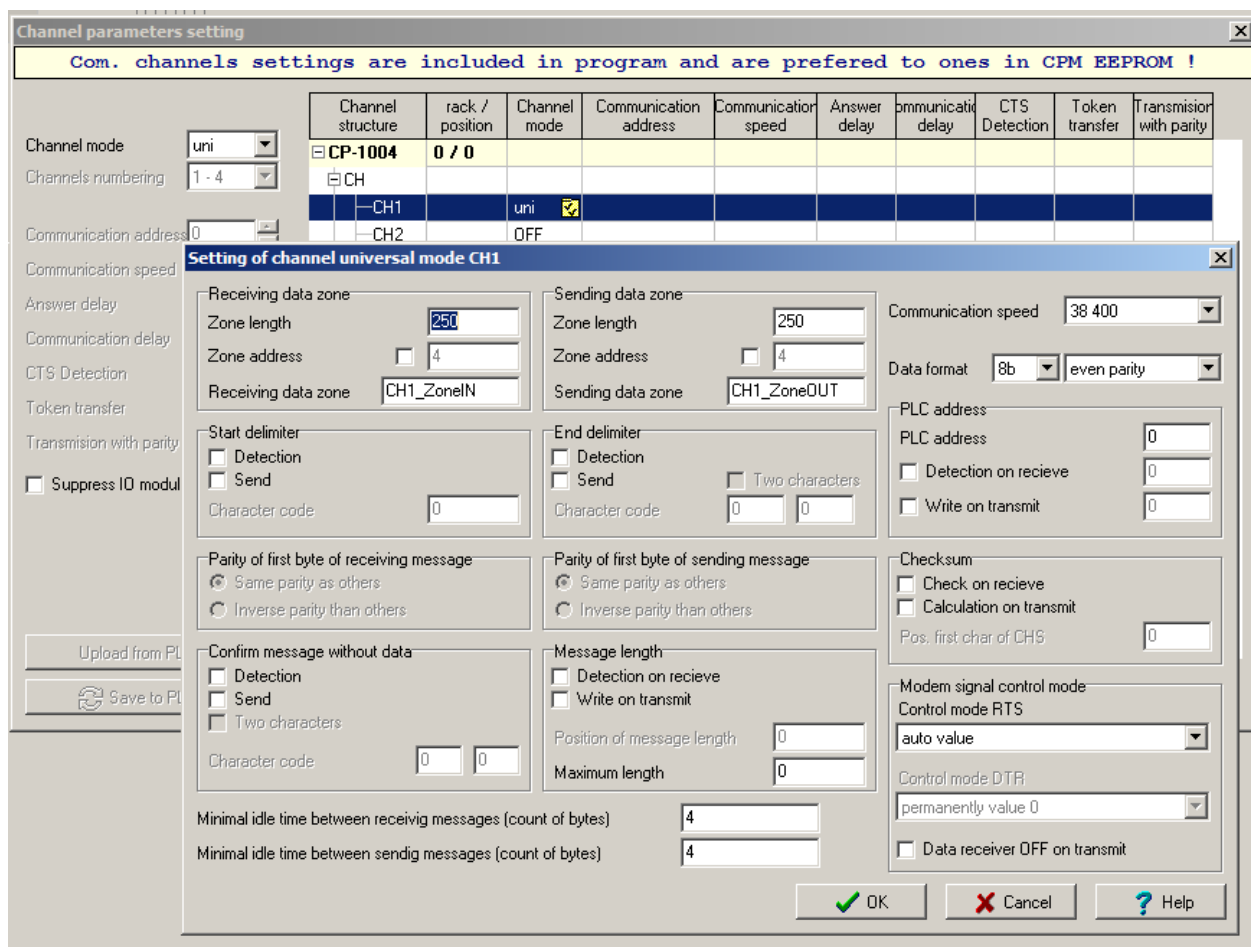


Figure 21. Serial communication setup

IMPORTANT:

Pay attention please to serial communication settings: **38400,8bit, even parity**

Open channel parameters setting in Project manager | HW configuration (yellow icon near CPU). Set desired channel (for example CH1) to UNI mode. Open setting of channel universal mode (yellow icon at desired channel). Sending and receiving zone length should be 250 byte and minimal idle times greater than zero and control mode RTS set to auto. Communication speed, data format, parity should be set: 38400,8bit, even parity (see previous picture).

8 EXAMPLES

8.1 Parameter definition

Library : STUDER Lib

NOTE: Following global declaration applied for both StuderLib, StuderLibEx libraries.

```
VAR_GLOBAL RETAIN
  studer_polling_tmers : stSTUDER_SCOM_NETWORK_POLLING_TIMERS;
  studer_parameters    : tSTUDER_PARAMETERS_SET_1;
END_VAR
```

8.2 Studer parameters setup

Library : STUDER Lib

NOTE: Following parameter setup function applied for both StuderLib, StuderLibEx libraries.

For monitoring purpose user should select and define Studer parameters according to „Technical specification - Xtender serial protocol“. Function block „fbStuderSet1“ reads defined parameters value one by one in sequence determined according to priority of the parameter.

Following function „fSystemSetup“ demonstrates how to define following Studer system:

1. Xtender infos - 2 pcs, address: 101,102
2. BFS infos - 1 pcs
3. VarioTrack infos - 3 pcs, address: 301,302,303

```
FUNCTION fSystemSetup : bool
  VAR_INPUT
  END_VAR

  (***** Xtender infos 101 *****)
  studer_parameters[1].enabled      := true;
  studer_parameters[1].dst_addr     := 101;
  studer_parameters[1].object_type  := STUDER_SCOM_OBJECT_TYPE_USER_INFO;
  studer_parameters[1].object_id    := 3000; (* Battery voltage *)
  studer_parameters[1].property_id  := 1;
  studer_parameters[1].value_format := STUDER_SCOM_DATA_FORMAT_FLOAT;
  studer_parameters[1].polling_priority := STUDER_SCOM_DATA_POLLING_PRIORITY_1;

  studer_parameters[8].enabled      := true;
  studer_parameters[8].dst_addr     := 101;
  studer_parameters[8].object_type  := STUDER_SCOM_OBJECT_TYPE_USER_INFO;
  studer_parameters[8].object_id    := 3075; (*State of the neutral transfer relay*)
  studer_parameters[8].property_id  := 1;
  studer_parameters[8].value_format := STUDER_SCOM_DATA_FORMAT_ENUM;
  studer_parameters[8].polling_priority := STUDER_SCOM_DATA_POLLING_PRIORITY_1;

  studer_parameters[10].enabled     := true;
  studer_parameters[10].dst_addr    := 101;
  studer_parameters[10].object_type := STUDER_SCOM_OBJECT_TYPE_USER_INFO;
  studer_parameters[10].object_id   := 3081; (*Energy AC-In from of the current day *)
  studer_parameters[10].property_id := 1;
  studer_parameters[10].value_format := STUDER_SCOM_DATA_FORMAT_FLOAT;
  studer_parameters[10].polling_priority := STUDER_SCOM_DATA_POLLING_PRIORITY_5;

  studer_parameters[11].enabled     := true;
  studer_parameters[11].dst_addr    := 101;
```

```

studer_parameters[11].object_type := STUDER_SCOM_OBJECT_TYPE_USER_INFO;
studer_parameters[11].object_id   := 3083; (* Consumers energy of the current day *)
studer_parameters[11].property_id := 1;
studer_parameters[11].value_format := STUDER_SCOM_DATA_FORMAT_FLOAT;
studer_parameters[11].polling_priority := STUDER_SCOM_DATA_POLLING_PRIORITY_5;

studer_parameters[13].enabled      := true;
studer_parameters[13].dst_addr     := 101;
studer_parameters[13].object_type := STUDER_SCOM_OBJECT_TYPE_USER_INFO;
studer_parameters[13].object_id   := 3136; (* Output active power *)
studer_parameters[13].property_id := 1;
studer_parameters[13].value_format := STUDER_SCOM_DATA_FORMAT_FLOAT;
studer_parameters[13].polling_priority := STUDER_SCOM_DATA_POLLING_PRIORITY_1;

studer_parameters[14].enabled      := true;
studer_parameters[14].dst_addr     := 101;
studer_parameters[14].object_type := STUDER_SCOM_OBJECT_TYPE_USER_INFO;
studer_parameters[14].object_id   := 3137; (* Input active power *)
studer_parameters[14].property_id := 1;
studer_parameters[14].value_format := STUDER_SCOM_DATA_FORMAT_FLOAT;
studer_parameters[14].polling_priority := STUDER_SCOM_DATA_POLLING_PRIORITY_1;

(***** Xtender infos 102 *****)
studer_parameters[15].enabled      := true;
studer_parameters[15].dst_addr     := 102;
studer_parameters[15].object_type := STUDER_SCOM_OBJECT_TYPE_USER_INFO;
studer_parameters[15].object_id   := 3000; (* Battery voltage *)
studer_parameters[15].property_id := 1;
studer_parameters[15].value_format := STUDER_SCOM_DATA_FORMAT_FLOAT;
studer_parameters[15].polling_priority := STUDER_SCOM_DATA_POLLING_PRIORITY_1;

studer_parameters[22].enabled      := true;
studer_parameters[22].dst_addr     := 102;
studer_parameters[22].object_type := STUDER_SCOM_OBJECT_TYPE_USER_INFO;
studer_parameters[22].object_id   := 3075; (* State of the neutral transfer relay *)
studer_parameters[22].property_id := 1;
studer_parameters[22].value_format := STUDER_SCOM_DATA_FORMAT_ENUM;
studer_parameters[22].polling_priority := STUDER_SCOM_DATA_POLLING_PRIORITY_1;

studer_parameters[24].enabled      := true;
studer_parameters[24].dst_addr     := 102;
studer_parameters[24].object_type := STUDER_SCOM_OBJECT_TYPE_USER_INFO;
studer_parameters[24].object_id   := 3081; (*Energy AC-In from of the current day *)
studer_parameters[24].property_id := 1;
studer_parameters[24].value_format := STUDER_SCOM_DATA_FORMAT_FLOAT;
studer_parameters[24].polling_priority := STUDER_SCOM_DATA_POLLING_PRIORITY_1;

studer_parameters[25].enabled      := true;
studer_parameters[25].dst_addr     := 102;
studer_parameters[25].object_type := STUDER_SCOM_OBJECT_TYPE_USER_INFO;
studer_parameters[25].object_id   := 3083; (*Consumers energy of the current day *)
studer_parameters[25].property_id := 1;
studer_parameters[25].value_format := STUDER_SCOM_DATA_FORMAT_FLOAT;
studer_parameters[25].polling_priority := STUDER_SCOM_DATA_POLLING_PRIORITY_1;

studer_parameters[27].enabled      := true;
studer_parameters[27].dst_addr     := 102;
studer_parameters[27].object_type := STUDER_SCOM_OBJECT_TYPE_USER_INFO;
studer_parameters[27].object_id   := 3136; (* Output active power *)
studer_parameters[27].property_id := 1;
studer_parameters[27].value_format := STUDER_SCOM_DATA_FORMAT_FLOAT;
studer_parameters[27].polling_priority := STUDER_SCOM_DATA_POLLING_PRIORITY_1;

studer_parameters[28].enabled      := true;
studer_parameters[28].dst_addr     := 102;
studer_parameters[28].object_type := STUDER_SCOM_OBJECT_TYPE_USER_INFO;
studer_parameters[28].object_id   := 3137; (* Input active power *)
studer_parameters[28].property_id := 1;
studer_parameters[28].value_format := STUDER_SCOM_DATA_FORMAT_FLOAT;
studer_parameters[28].polling_priority := STUDER_SCOM_DATA_POLLING_PRIORITY_1;

(***** BFS infos *****)

```

```

studer_parameters[31].enabled      := true;
studer_parameters[31].dst_addr    := 601;
studer_parameters[31].object_type := STUDER_SCOM_OBJECT_TYPE_USER_INFO;
studer_parameters[31].object_id   := 7002; (* State of Charge *)
studer_parameters[31].property_id := 1;
studer_parameters[31].value_format := STUDER_SCOM_DATA_FORMAT_FLOAT;
studer_parameters[31].polling_priority := STUDER_SCOM_DATA_POLLING_PRIORITY_1;

(***** VarioTrack infos 301 *****)
studer_parameters[38].enabled      := true;
studer_parameters[38].dst_addr    := 301;
studer_parameters[38].object_type := STUDER_SCOM_OBJECT_TYPE_USER_INFO;
studer_parameters[38].object_id   := 11004; (* Power of the PV generator *)
studer_parameters[38].property_id := 1;
studer_parameters[38].value_format := STUDER_SCOM_DATA_FORMAT_FLOAT;
studer_parameters[38].polling_priority := STUDER_SCOM_DATA_POLLING_PRIORITY_1;

(***** VarioTrack infos 302 *****)
studer_parameters[45].enabled      := true;
studer_parameters[45].dst_addr    := 302;
studer_parameters[45].object_type := STUDER_SCOM_OBJECT_TYPE_USER_INFO;
studer_parameters[45].object_id   := 11004; (* Power of the PV generator *)
studer_parameters[45].property_id := 1;
studer_parameters[45].value_format := STUDER_SCOM_DATA_FORMAT_FLOAT;
studer_parameters[45].polling_priority := STUDER_SCOM_DATA_POLLING_PRIORITY_1;

(***** VarioTrack infos 303 *****)
studer_parameters[52].enabled      := true;
studer_parameters[52].dst_addr    := 303;
studer_parameters[52].object_type := STUDER_SCOM_OBJECT_TYPE_USER_INFO;
studer_parameters[52].object_id   := 11004; (* Power of the PV generator *)
studer_parameters[52].property_id := 1;
studer_parameters[52].value_format := STUDER_SCOM_DATA_FORMAT_FLOAT;
studer_parameters[52].polling_priority := STUDER_SCOM_DATA_POLLING_PRIORITY_1;

```

END_FUNCTION

IMPORTANT: If needed to read writable parameters, required to change some parameters in structure.

Example:

Declaration of read only parameter type „USER INFO“ for VarioTrack wth address 303

```

studer_parameters[52].enabled      := true;
studer_parameters[52].dst_addr    := 303;
studer_parameters[52].object_type := STUDER_SCOM_OBJECT_TYPE_USER_INFO;
studer_parameters[52].object_id   := 11004; (* Power of the PV generator *)
studer_parameters[52].property_id := 1;
studer_parameters[52].value_format := STUDER_SCOM_DATA_FORMAT_FLOAT;
studer_parameters[52].polling_priority := STUDER_SCOM_DATA_POLLING_PRIORITY_1;

```

Declaration of read only parameter type „TYPE_PARAMETER“ for Xtender wth address 303

```

studer_parameters[52].enabled      := true;
studer_parameters[52].dst_addr    := 303;
studer_parameters[52].object_type := STUDER_SCOM_OBJECT_TYPE_PARAMETER;
studer_parameters[52].object_id   := 1138; (* Battery charge current *)
studer_parameters[52].property_id := STUDER_SCOM_OBJECT_TYPE_PARAMETER_ID_VALUE_QSP;
studer_parameters[52].value_format := STUDER_SCOM_DATA_FORMAT_FLOAT;
studer_parameters[52].polling_priority := STUDER_SCOM_DATA_POLLING_PRIORITY_1;

```


8.3 Main program

Library : STUDER Lib

In „Main“ program defined three function blocks:

fb_StuderSet1 - function block from StuderLib library.

fb_WebGUI_StuderWriteData – local function block for STUDER Lib library web user interface control, see below.

NOTE: Following example of „Main“ program shows integration StuderLib library to user program.

```

PROGRAM prgMain
VAR_INPUT
END_VAR
VAR_OUTPUT
END_VAR
VAR
  (* Structurs initialization *)
  scom_write_command      : stSTUDER_SCOM_DATA_COMMAND;

  (* Function blocks *)
  fb_StuderSet1           : fbStuderSet1;
  fb_WebGUI_StuderWriteData : fbWebGUI_StuderWriteData;
  fb_StuderWriteData      : fbStuderWriteData;

  (* local variables *)
  power_up_init           : bool;
  sychnchnization_request : bool; //request triggered by power up procedure or by user
command
  network_scanning_request : bool; //request triggered by power up procedure or by user
command

  power_up_init           : bool; // One time power up trigger

  (* Variables for monitoring studer parameters *)
  xtender_battery_voltage : real;
  xtender_output_active_power : real;
  xtender_input_active_power : real;
  xtender_input_daily       : real;
  xtender_output_daily      : real;
  vario_track_power_of_pv   : real;

  exchange_data_destination_address : uint := 101; (* (101 to 109 a single XTH, XTM or XTS
inverter) *)
  exchange_data_mode                : enSTUDER_SCOM_EXCHANGE_DATA_MODE;
  exchange_data_mode_bool           : bool;

  object_write_data_request         : bool;

  write_enabled                     : bool;
  poz_TReleON_prev                  : bool;
  poz_TRele_1_ON_prev               : bool;
  object_id                          : uint;
  rele_state                         : bool;

  poz_TReleON                       : bool; // Web UI button command for relay 1
  poz_TRele_1_ON                    : bool; // Web UI button command for relay 2
END_VAR

(* One time initialization on power up *)
if power_up_init = false then
  power_up_init := true;
  power_up_init := true;

```

```

fSystemSetup();
sychnchnization_request := true;
network_scanning_request := true;
exchange_data_mode := STUDER_SCOM_EXCHANGE_DATA_MODE_AUTOMATIC;
studer_polling_tmers.polling_time_synchronization := T#0.3s;
studer_polling_tmers.polling_time_network_scanning := T#0.3s;
studer_polling_tmers.polling_time_object_write := T#2.0s;
studer_polling_tmers.polling_time_object_refresh := T#0.9s;
studer_polling_tmers.polling_time_priority_1 := T#00m00.1s;
studer_polling_tmers.polling_time_priority_2 := T#1m00s;
studer_polling_tmers.polling_time_priority_3 := T#10m;
studer_polling_tmers.polling_time_priority_4 := T#1h;
studer_polling_tmers.polling_time_priority_5 := T#23h59m;
end_if;

(* Following code shows 2 methodes to write value to studer parameters *)

(* 1. Write command from Web IU *)
fb_WebGUI_StuderWriteData(
  scom_command := scom_write_command,
  object_refresh_data_state := fb_StuderSet1.out_object_refresh_data_state,
  object_write_data_state := fb_StuderSet1.out_object_write_data_state
);

(* 2. Write command from program *)
(* Following block shows how switch charging ralay manually from program or Web UI *)
write_enabled := false; // reset every PLC cycle
// New write command starts when last one finished
if fb_StuderSet1.out_object_write_data_state = STUDER_SCOM_WRITE_STATE_ACTIVE then
  if poz_TReleON_prev <> poz_TReleON then
    poz_TReleON_prev := poz_TReleON;
    write_enabled := true;
    object_id := 3075;
    rele_state := poz_TReleON;
  elsif poz_TRele_1_ON_prev <> poz_TRele_1_ON then
    poz_TRele_1_ON_prev := poz_TRele_1_ON;
    write_enabled := true;
    object_id := 3076;
    rele_state := poz_TRele_1_ON;
  end_if;
end_if;

(* Following FB save write command to command structure „scom_write_command“ *)
fb_StuderWriteData(write_enabled := write_enabled,
  write_state := fb_StuderSet1.out_object_write_data_state,
  object_id := object_id,
  data_bool := rele_state,
  scom_write_command := scom_write_command
);

// Save request from both sources
object_write_data_request := fb_WebGUI_StuderWriteData.object_write_data_request OR
  fb_StuderWriteData.object_write_data_request;

fb_StuderSet1(uni_chan_code := CH1_uni,
  in_sychnchnization_request := sychnchnization_request,
  in_network_scanning_request := network_scanning_request,
  in_object_refresh_data_request := fb_WebGUI_StuderWriteData.object_refresh_data_request,
  in_write_request := object_write_data_request,
  studer_parameters := studer_parameters,
  scom_write_command := scom_write_command,
  in_polling_tmers := studer_polling_tmers,
  in_exchange_data_destination_address :=
exchange_data_destination_address,
  in_exchange_data_mode := exchange_data_mode
);

sychnchnization_request := false;
network_scanning_request := false;

```

```

xtender_battery_voltage      := studer_parameters[1].value.data_float;
xtender_output_active_power := studer_parameters[13].value.data_float +
                               studer_parameters[27].value.data_float;
xtender_input_active_power  := studer_parameters[14].value.data_float +
                               studer_parameters[28].value.data_float;
xtender_output_daily        := studer_parameters[11].value.data_float +
                               studer_parameters[25].value.data_float;
xtender_input_daily         := studer_parameters[10].value.data_float +
                               studer_parameters[24].value.data_float;
vario_track_power_of_pv     := studer_parameters[38].value.data_float +
                               studer_parameters[45].value.data_float +
                               studer_parameters[52].value.data_float;

```

END_PROGRAM

NOTE: Following example of „Main“ program shows integration StuderLibEx library to user program.

```

PROGRAM prgMain
VAR_INPUT
END_VAR
VAR_OUTPUT
END_VAR
VAR
  (* Structurs initialization *)
  scom_write_command      : stSTUDER_SCOM_DATA_COMMAND;

  (* Function blocks *)
  fb_StuderSet_Ex        : fbStuderSet_Ex;
  fb_WebGUI_StuderWriteData : fbWebGUI_StuderWriteData_Ex;
  fb_StuderWriteData     : fbStuderWriteData_Ex;

  (* local variables *)
  power_up_init          : bool;
  sychnchnization_request : bool; //request triggered by power up procedure or by user
command
  network_scanning_request : bool; //request triggered by power up procedure or by user
command

  write_48_2             : bool;
  write_12_8             : bool;
END_VAR

(* One time initialization on power up *)
if power_up_init = false then
  power_up_init := true;
  power_up_init := true;
  fSystemSetup();
  sychnchnization_request := true;
  network_scanning_request := true;
  exchange_data_mode := STUDER_SCOM_EXCHANGE_DATA_MODE_AUTOMATIC;
  studer_polling_tmers.polling_time_synchronization := T#0.3s;
  studer_polling_tmers.polling_time_network_scanning := T#0.3s;
  studer_polling_tmers.polling_time_object_write := T#2.0s;
  studer_polling_tmers.polling_time_object_refresh := T#0.9s;
  studer_polling_tmers.polling_time_priority_1 := T#00m00.1s;
  studer_polling_tmers.polling_time_priority_2 := T#1m00s;
  studer_polling_tmers.polling_time_priority_3 := T#10m;
  studer_polling_tmers.polling_time_priority_4 := T#1h;
  studer_polling_tmers.polling_time_priority_5 := T#23h59m;
end_if;

```

```

fb_WebGUI_StuderWriteData(studer_write_commands := studer_write_commands );
(* Zapisovani dat z aplikace *)

if write_48_2 = true then
write_48_2 := false;
fb_StuderWriteData(write_enabled           := true,
                    src_addr                := 1,
                    dst_addr                := 101,
                    object_id               := 1138,
                    data_real                := 48.2,
                    studer_write_commands   := studer_write_commands
                    );

elsif write_12_8 = true then
write_12_8 := false;
fb_StuderWriteData(write_enabled           := true,
                    src_addr                := 1,
                    dst_addr                := 101,
                    object_id               := 1138,
                    data_real                := 12.8,
                    studer_write_commands   := studer_write_commands
                    );

end_if;

fb_StuderSet_Ex(uni_chan_code               := CH1_uni,
                 in_sychnchnization_request := sychnchnization_request,
                 in_network_scanning_request := network_scanning_request,
                 studer_parameters           := studer_parameters,
                 in_polling_tmers           := studer_polling_tmers,
                 studer_write_commands       := studer_write_commands
                 );

sychnchnization_request := false;
network_scanning_request := false;

END_PROGRAM

```

8.4 Example of simple web user interface control.

Library : STUDER Lib

Please visit our web site to download following test project



Network scanning Synchronization Polling

Xtender infos

3000 Battery voltage 0.00 V

3136 Output active power 0.00 kW

3137 Input active power 0.00 kW

VarioTrack infos

11004 Power of the PV generator 0.00 kW

BPS info

7002 State of Charge 2.00 %

Write terminal

Object ID

Device address

Object value (max)

Object value (min)

Object value

Value format

Bool

Enum

Int32

Float

Last command time

Last command error

Exchange data mode

Manual Auto

Manual write terminal

Object ID

Device address

Object value: Real

Int32

Enum

Bool

Figure 22. Example of web GUI